

INFORMATION ON PAST PERFORMANCE

Lannebo Fonder AB, registration no 556584-7042

Fund: Lannebo Småbolag

Share class: EUR

ISIN: SE0008040885

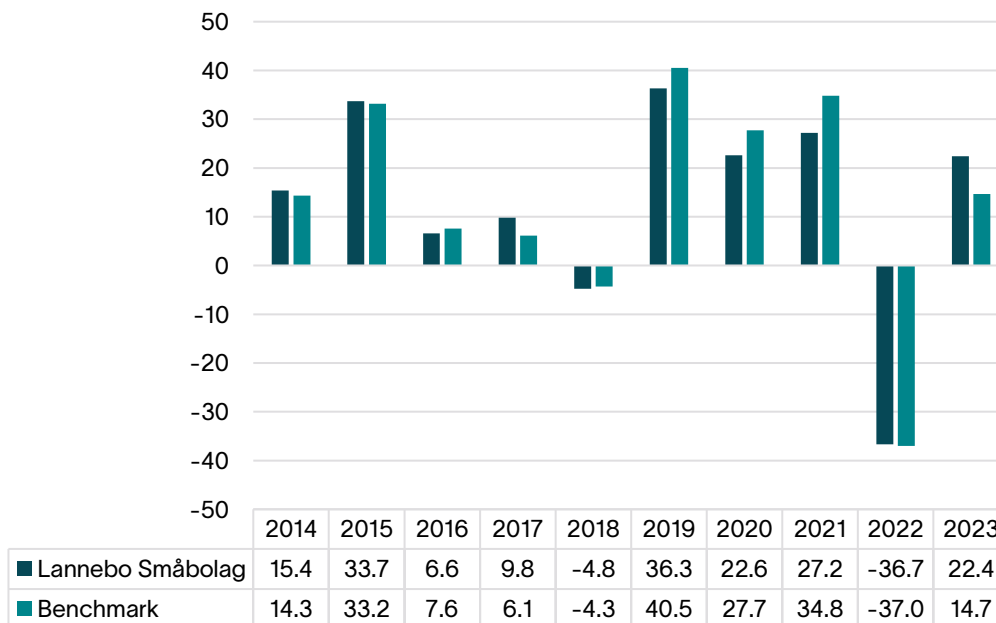
Past performance is not a reliable indicator of future performance. Markets could develop very differently in the future.

This chart shows the fund's performance as the percentage loss or gain per year over the last 10 years against its benchmark. It can help you to assess how the fund has been managed in the past and compare it to its benchmark.

Performance is shown after deduction of ongoing charges. Any entry and exit charges are excluded from the calculation.

The fund was launched in 2000. The share class EUR was launched on 2 May 2016. Past performance per 2017 - 2022 refer to share class EUR and earlier results are simulated in euro.

The past performance figures are calculated in EUR (euro), and on the basis that any distributable income of the fund has been reinvested.



*Benchmark: Carnegie Small Cap Return Index Sweden (calculated in euro)

Risk information: Past performance is not a guarantee for future performance. The money invested in a fund may both increase and decrease in value and there is no guarantee that you will get back your original investment. KIID and prospectus for the fund, as well as information about the rights of investors, can be found here www.lannebo.se.

INFORMATION ON PAST PERFORMANCE

Lannebo Fonder AB, registration no 556584-7042

Fund: Lannebo Småbolag

Share class: SEK C

ISIN: SE0010662817

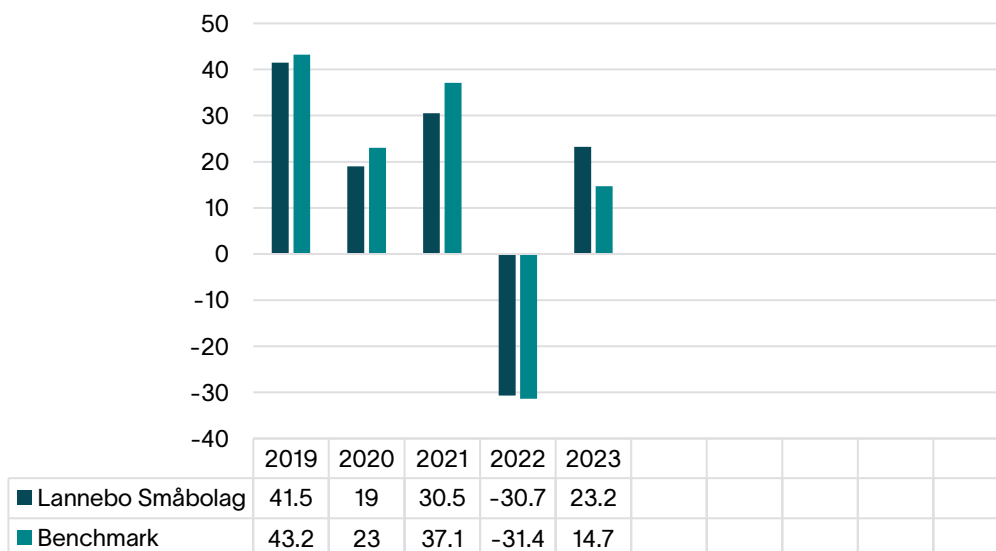
Past performance is not a reliable indicator of future performance. Markets could develop very differently in the future.

This chart shows the fund's performance as the percentage loss or gain per year over the last 5 years against its benchmark. It can help you to assess how the fund has been managed in the past and compare it to its benchmark.

Performance is shown after deduction of ongoing charges. Any entry and exit charges are excluded from the calculation.

The fund was launched in 2000. The share class SEK C was launched on 3 July 2018.

The past performance figures are calculated in SEK (Svenska kronor), and on the basis that any distributable income of the fund has been reinvested.



*Benchmark: Carnegie Small Cap Return Index Sweden

Risk information: Past performance is not a guarantee for future performance. The money invested in a fund may both increase and decrease in value and there is no guarantee that you will get back your original investment. KIID and prospectus for the fund, as well as information about the rights of investors, can be found here www.lannebo.se.

INFORMATION ON PAST PERFORMANCE

Lannebo Fonder AB, registration no 556584-7042

Fund: Lannebo Småbolag

Share class: SEK

ISIN: SE0000740698

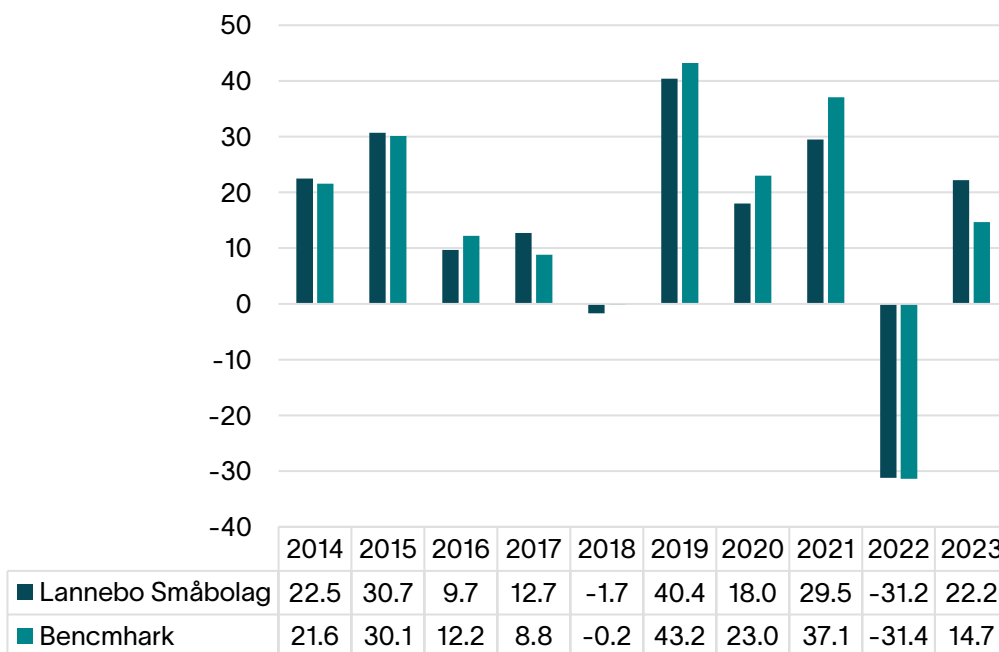
Past performance is not a reliable indicator of future performance. Markets could develop very differently in the future.

This chart shows the fund's performance as the percentage loss or gain per year over the last 10 years against its benchmark. It can help you to assess how the fund has been managed in the past and compare it to its benchmark.

Performance is shown after deduction of ongoing charges. Any entry and exit charges are excluded from the calculation.

The fund was launched in 2000.

The past performance figures are calculated in SEK (Svenska kronor), and on the basis that any distributable income of the fund has been reinvested.



*Benchmark: Carnegie Small Cap Return Index Sweden.

Risk information: Past performance is not a guarantee for future performance. The money invested in a fund may both increase and decrease in value and there is no guarantee that you will get back your original investment. KIID and prospectus for the fund, as well as information about the rights of investors, can be found here www.lannebo.se.