

INFORMATION ON PAST PERFORMANCE

Lannebo Fonder AB, registration no 556584-7042

Fund: Lannebo Sverige Plus

Share class: SEK C

ISIN: SE0010662932

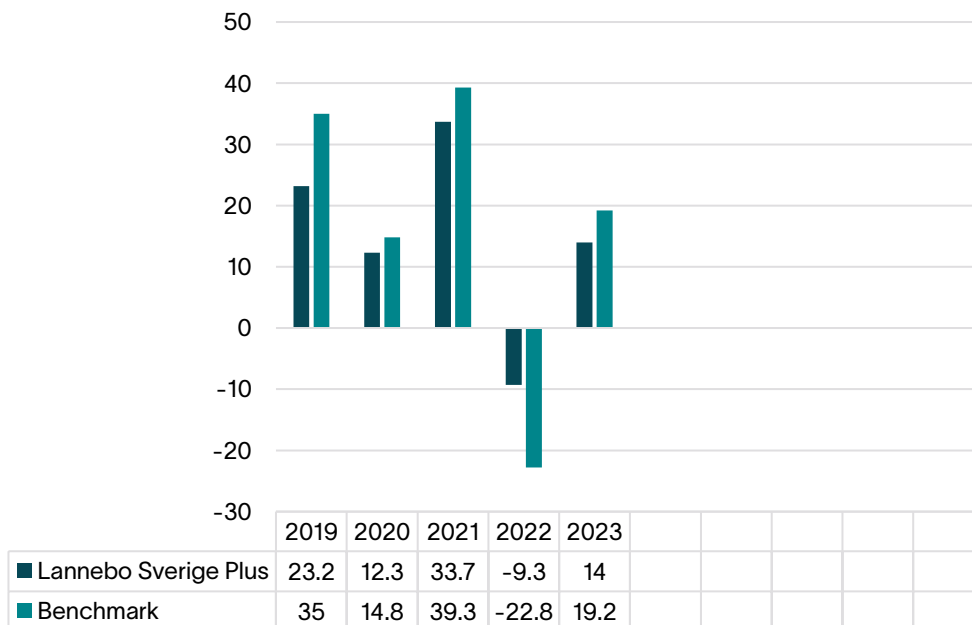
Past performance is not a reliable indicator of future performance. Markets could develop very differently in the future.

This chart shows the fund's performance as the percentage loss or gain per year over the last 5 years against its benchmark. It can help you to assess how the fund has been managed in the past and compare it to its benchmark.

Performance is shown after deduction of ongoing and any performance charges. Any entry and exit charges are excluded from the calculation.

The fund was launched in 2008. Share class SEK C was launched 4 January 2018.

The past performance figures are calculated in SEK (Swedish krona), and on the basis that any distributable income of the fund has been reinvested.



*Benchmark: SIX Portfolio Return Index.

Risk information: Past performance is not a guarantee for future performance. The money invested in a fund may both increase and decrease in value and there is no guarantee that you will get back your original investment. KIID and prospectus for the fund, as well as information about the rights of investors, can be found here www.lannebo.se.

INFORMATION ON PAST PERFORMANCE

Lannebo Fonder AB, registration no 556584-7042

Fund: Lannebo Sverige Plus

Share class: SEK F

ISIN: SE0013381738

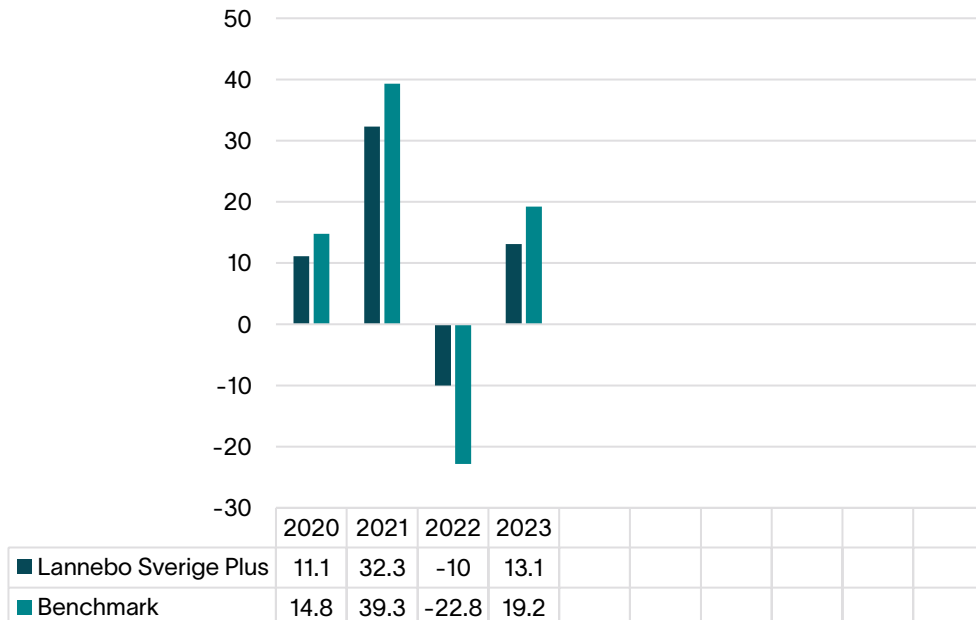
Past performance is not a reliable indicator of future performance. Markets could develop very differently in the future.

This chart shows the fund's performance as the percentage loss or gain per year over the last 4 years against its benchmark. It can help you to assess how the fund has been managed in the past and compare it to its benchmark.

Performance is shown after deduction of ongoing and any performance charges. Any entry and exit charges are excluded from the calculation.

The fund was launched in 2008. Share class SEK F was launched 4 November 2019.

The past performance figures are calculated in SEK (Swedish krona), and on the basis that any distributable income of the fund has been reinvested.



*Benchmark: SIX Portfolio Return Index.

Risk information: Past performance is not a guarantee for future performance. The money invested in a fund may both increase and decrease in value and there is no guarantee that you will get back your original investment. KIID and prospectus for the fund, as well as information about the rights of investors, can be found here www.lannebo.se.

INFORMATION ON PAST PERFORMANCE

Lannebo Fonder AB, registration no 556584-7042

Fund: Lannebo Sverige Plus

Share class: SEK

ISIN: SE0002686584

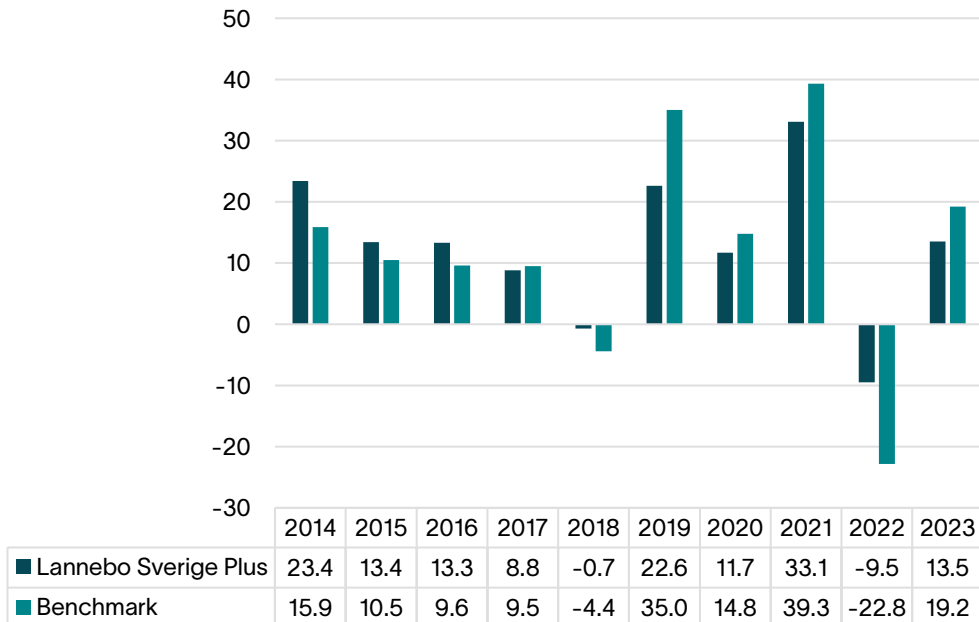
Past performance is not a reliable indicator of future performance. Markets could develop very differently in the future.

This chart shows the fund's performance as the percentage loss or gain per year over the last 10 years against its benchmark. It can help you to assess how the fund has been managed in the past and compare it to its benchmark.

Performance is shown after deduction of ongoing and any performance charges. Any entry and exit charges are excluded from the calculation.

The fund was launched in 2008.

The past performance figures are calculated in SEK (Swedish krona), and on the basis that any distributable income of the fund has been reinvested.



*Benchmark: SIX Portfolio Return Index.

Risk information: Past performance is not a guarantee for future performance. The money invested in a fund may both increase and decrease in value and there is no guarantee that you will get back your original investment. KIID and prospectus for the fund, as well as information about the rights of investors, can be found here www.lannebo.se.