

# Performance Contribution Report

Lannebo Mixfond  
2020-09-30

# Lannebo Mixfond

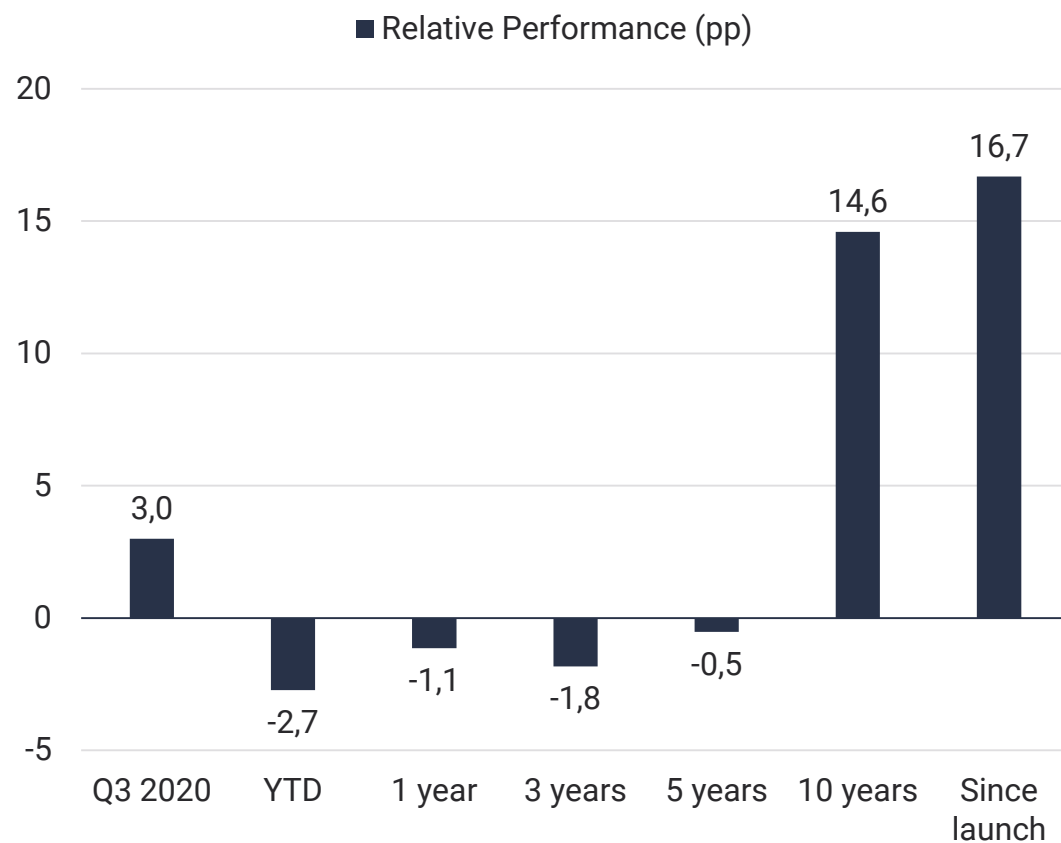
## Portfolio

Portfolio	Lannebo Mixfond
Portfolio Manager	Charlotta Faxén & Peter Lagerlöf
Managed Fund Since	Jul 1, 2009 & Sep 1, 2014
Fund Launch Date	August 4, 2000
Benchmark	50 % SIX Portfolio Return Index (SIXPRX) 50 % Solactive SEK IG Credit Index
Annual Management Fee (%)	1,6
Asset Under Management (SEKm)	10 554
Equity Share (%)	61,1
Ten Largest Equity Holdings (%)	31,7
Tracking Error (%)	4,4
Information Ratio	0,1
Alpha	-0,1
Beta	1,3



# Performance (%)

## Lannebo Mixfond



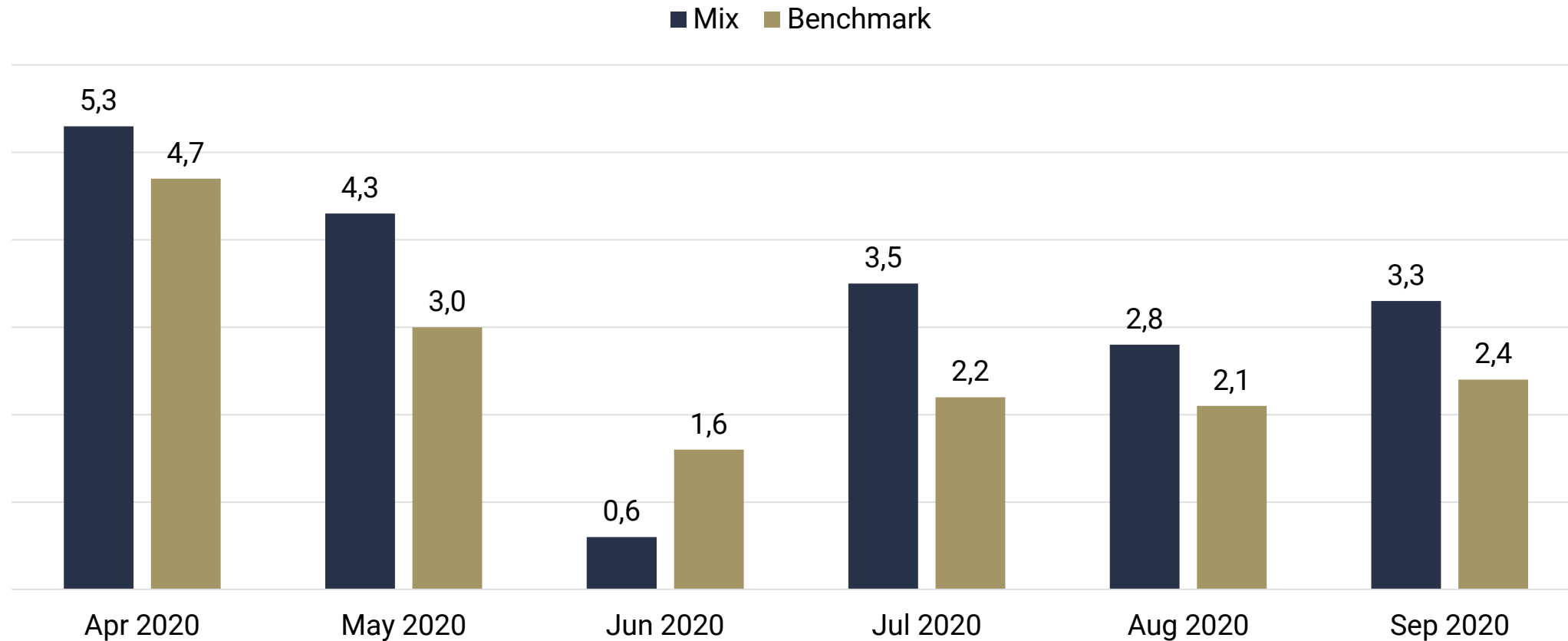
Performance	Lannebo Mixfond Acc. / AAR*		Benchmark Acc. / AAR*	
Q3 2020	9,9		6,9	
YTD	3,1		5,8	
1 year	9,3		10,4	
3 years	18,2	5,7	20,1	6,3
5 years	40,6	7,1	41,2	7,1
10 years	104,9	7,4	90,3	6,6
Since launch 8/04/2000	216,3	5,9	199,6	5,6
Performance	Lannebo Mixfond		Benchmark	
2019		21,9		17,2
2018		-5,5		-2,0
2017		6,6		5,4
2016		4,2		6,8
2015		14,7		5,4

\*AAR = Average Annual Return Updated 09/30/2020

\*\* Benchmark was prior to 06/01/2020 composed of 50% SIXPRX and 50% NOMX Credit SEK TR Index  
Prior to 01/04/2016 the benchmark was composed of 50% SIXPRX and 50% OMRX T-BILL

# Monthly Performance (%)

Lannebo Mixfond



Updated 09/30/2020

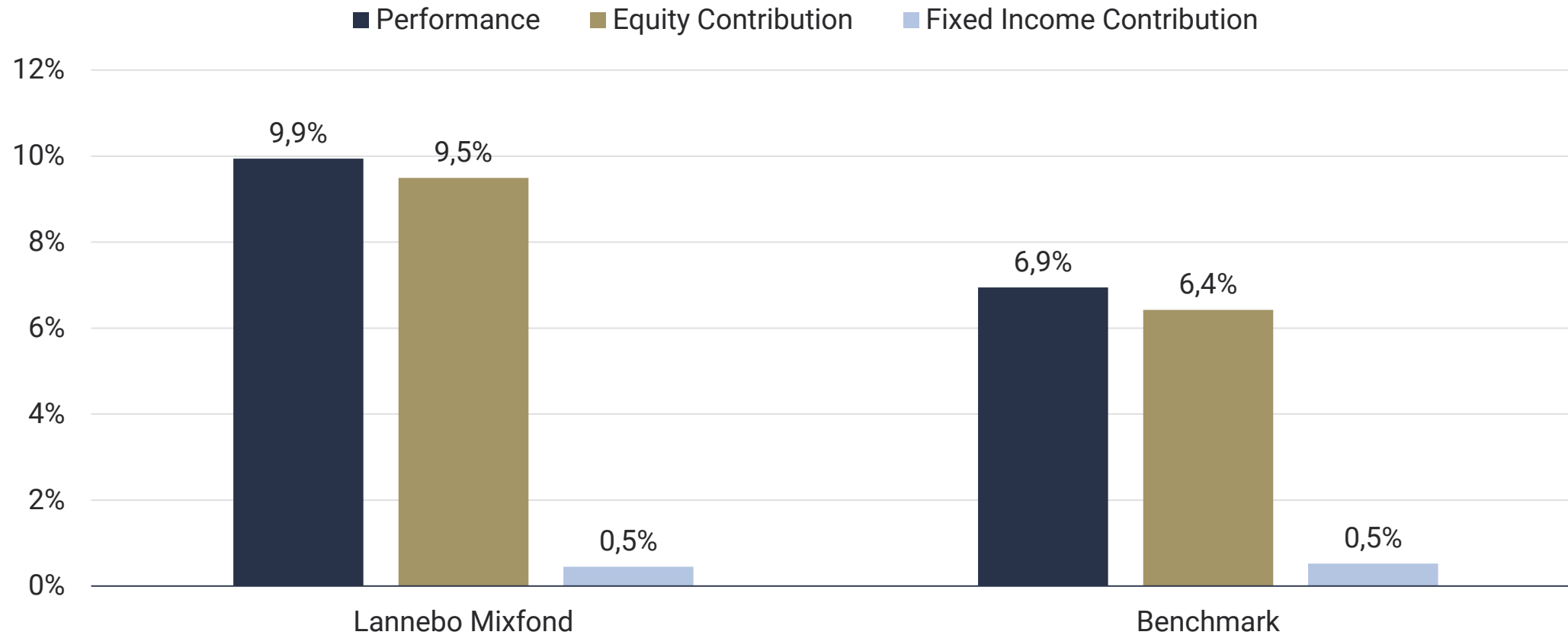
# Contribution Q3 (%)

Top Ten Contributors	Average Weight (pp)	Contribution
Kinnevik B	3,1	1,3
GN Store Nord	2,9	0,9
JM	3,1	0,9
Vestas Wind Systems A/S	1,8	0,8
Bravida	3,4	0,7
AFRY	2,9	0,7
Thule	2,5	0,6
Electrolux B	1,9	0,6
StoraEnso	2,0	0,5
SCA B	2,8	0,3

Bottom Ten Contributors	Average Weight (pp)	Contribution
Valmet	1,2	- 0,1
Pandox	0,5	0,0
Skanska B	1,6	0,0
Cash SEK	10,2	0,0
Castellum FC201019	0,0	0,0
Intrum FC201127	0,0	0,0
Intrum FC200921	0,0	0,0
Hemsö Fastigheter FC200706	0,0	0,0
SCA FC200818	0,3	0,0
Länsförsäkringar FRN201229	0,6	0,0

# Performance and Contribution Q3

Lannebo Mixfond



Updated 09/30/2020

# Contribution YTD (%)

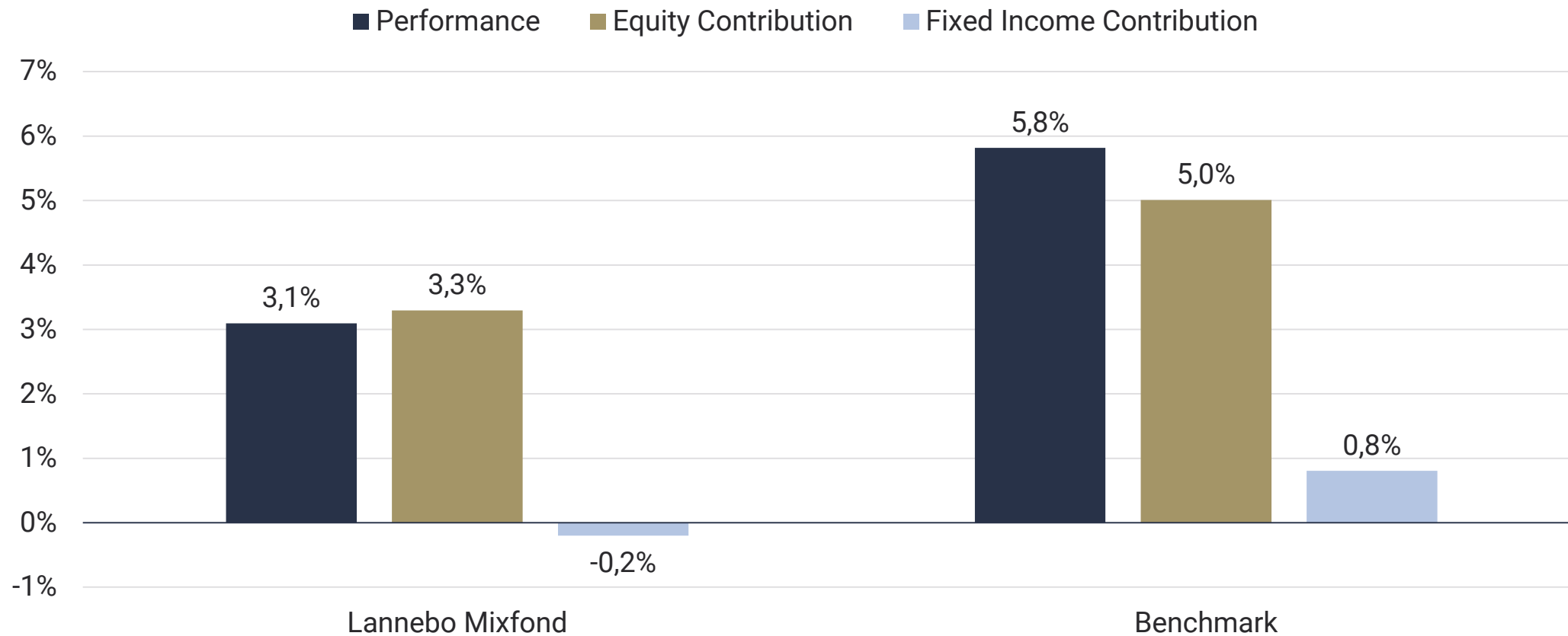
Top Ten Contributors	Average Weight (pp)	Contribution
Kinnevik B	2,5	1,6
JM	1,6	1,3
GN Store Nord	2,9	1,3
Vestas Wind Systems A/S	2,5	0,9
Thule	2,1	0,8
SCA B	2,8	0,8
Bravida	3,0	0,7
Novo Nordisk B	3,8	0,7
Atlas Copco B	1,3	0,6
AFRY	2,7	0,4

Bottom Ten Contributors	Average Weight (pp)	Contribution
Pandox	1,3	-1,6
Alfa Laval	1,3	-0,8
Boliden	0,5	-0,7
Veoneer SDB	0,3	-0,7
Neles	0,7	-0,6
Bonava B	0,5	-0,5
SBanken	2,2	-0,4
ARION BANKI HF-SDR	0,3	-0,4
Castellum	1,8	-0,4
DNB ASA	0,1	-0,3

# Performance and Contribution YTD

Lannebo Mixfond

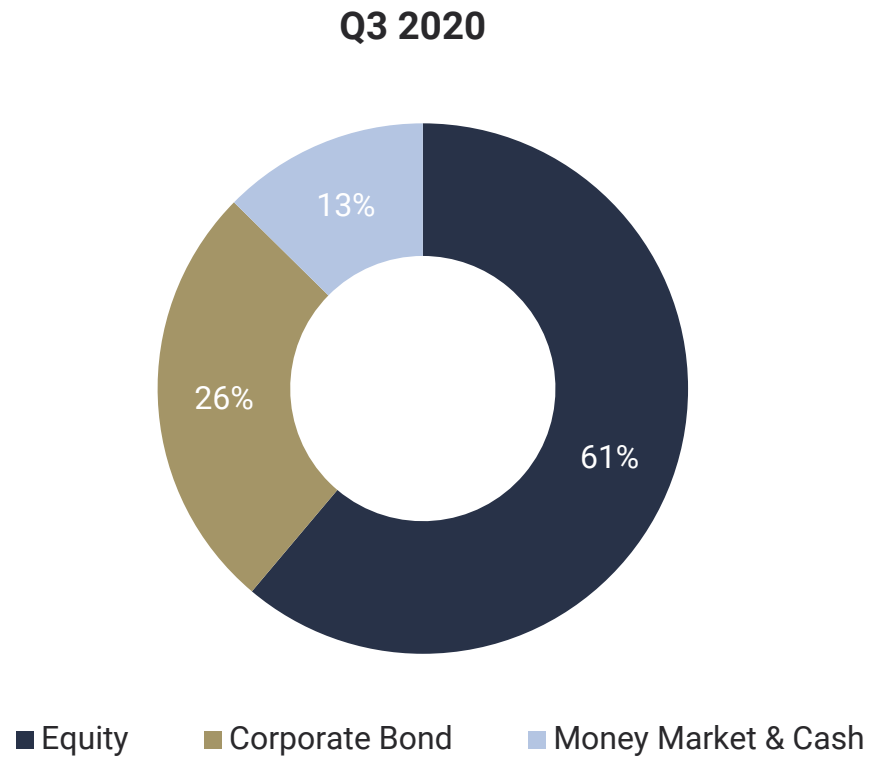


Updated 09/30/2020

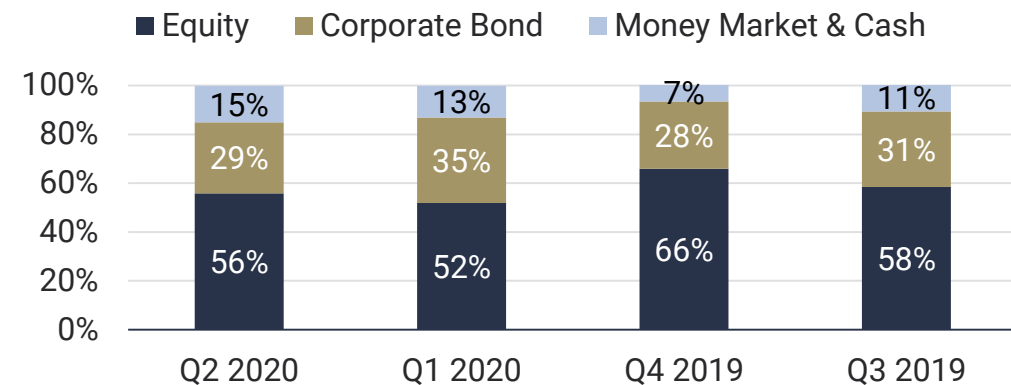


# Asset Class Allocation

Lannebo Mixfond



Top Five Increases During Q3	Top Five Decreases During Q3
Autoliv SDB	Castellum
SKF B	Volvo B
Sampo A	Vestas Wind Systems
Hexagon FC201120	GN Store Nord
Intrum FC201127	NENT FC200922



# Sustainability Activities

Q1 2020

Company	Weight of Portfolio (%)	Ownership of Capital (%)	Type of Dialogue	Attendees from Lannebo
SSAB	2,7	1,0	Dedicated ESG-meeting	CF, PL, KH, KC
Stora Enso	2,3	0,6	Investor meeting	CF, PL
Vestas	2,8	0,2	Investor meeting	CF
Pandox	2,6	3,0	Investor meeting	CF, PL
Bravida	2,9	7,8	Investor meeting	PL, CF, HE, MG
Stora Enso	2,2	0,6	Dedicated ESG-meeting	CF, PL
AFRY	2,8	1,5	Investor meeting	CF

CF = Charlotta Faxén, PL = Peter Lagerlöf, HE = Hjalmar Ek, JS = Johan Ståhl, KH = Karin Haraldsson, MN = Maria Nordqvist, MG = Mats Gustafsson, KC = Katarina Carlsson

Updated 03/31/2020

# Sustainability Activities

Q2 2020

---

Company	Weight of Portfolio (%)	Ownership of Capital (%)	Type of Dialogue	Attendees from Lannebo
Kinnevik	2,5	3,0	Dedicated ESG-meeting	CF, PL
FjordKraft	0,7	1,5	Dedicated ESG-meeting	CF, PL
Sandvik	2,9	1,5	Group meeting	CF

CF = Charlotta Faxén, PL = Peter Lagerlöf, HE = Hjalmar Ek, JS = Johan Ståhl, KH = Karin Haraldsson, MN = Maria Nordqvist, MG = Mats Gustafsson, KC = Katarina Carlsson

Updated 06/30/2020

# Sustainability Activities

Q3 2020

Company	Weight of Portfolio (%)	Ownership of Capital (%)	Type of Dialogue	Attendees from Lannebo
AFRY	3,0	1,7	Investor meeting	CF
Balder	2,0	0,4	Investor meeting	JS
Pandox	0,5	2,4	Investor meeting	CF, MN
Sbanken	2,1	4,1	Dedicated ESG-meeting	PL, CF
AFRY	3,0	1,7	Materiality analysis	CF
Landshypotek	1,0	NA	Dedicated ESG-meeting	KH, KP, OB

CF = Charlotta Faxén, PL = Peter Lagerlöf, HE = Hjalmar Ek, JS = Johan Ståhl, KH = Karin Haraldsson, MN = Maria Nordqvist, MG = Mats Gustafsson, KC = Katarina Carlsson


Updated 09/30/2020

# Sustainability Activities

2019

---

- Participated in **4 nomination committees**
- Held **3 dedicated ESG meetings** with companies
- Voted at **10 annual general meetings**
- Had **22 enhanced ESG discussions** in investor meetings with companies





# Carbon Footprint


(tCO<sub>2</sub>e / SEK Mio. revenue)

Weighted Average Carbon Intensity	Mixfond <sup>1</sup>	Benchmark <sup>2</sup>
06/30/2020	7,6	4,7
12/31/2019	8,5	4,7
06/30/2019	2,9	5,5
12/31/2018	5,5	6,1
06/30/2018	5,1	6,6

<sup>1</sup> Only for equity holdings in the portfolio.

<sup>2</sup> SIXPRX. The fund's actual index is a weighted index consisting of 50 percent SIX Portfolio Return Index and 50 percent Solactive SEK IG Credit Index.

Source: South Pole Group



# Risk Information

---



Past performance is no guarantee for future returns. The value of the money invested in the funds can increase or decrease and there is no guarantee that all of your invested capital can be redeemed.

This presentation is intended solely for marketing purposes and should not be considered as such financial advisory services as are referred to in The Swedish Act on Financial Advice for Consumers (SFS 2003:862), The Swedish Securities Funds Act (SFS 2004:46) or The Swedish Act regarding Managers of Alternative Investment Funds (SFS 2013:561). Also note that Lannebo Fonder does not produce investment recommendations and that any information on a managed fund's trading activities and holdings should not be perceived as such recommendations. The presentation is based on past performance which is no guarantee for future returns. No adjustment for inflation has been made when calculating a fund's performance.

Please read the Key Investor Information Document and prospectus before investing. Key Investor Information Documents and prospectuses are available on the website [www.lannebofonder.se](http://www.lannebofonder.se) and could also be obtained from our customer services +468-5622 5222.

The value of equity funds managed by Lannebo Fonder may experience high volatility due to their portfolio compositions or the portfolio management techniques used.

Lannebo Likviditetsfond, Lannebo Corporate Bond, Lannebo Sustainable Corporate Bond, Lannebo High Yield, Lannebo Mixfond and Lannebo Mixfond Offensiv are authorised by the Swedish Financial Supervisory Authority in accordance with Chapter 5, Section 8, of The Swedish Investment Funds Act (2004:46) and may invest more than 35 percent of their assets in transferable securities and money market instruments issued or guaranteed by the governments or local authorities of countries in the Nordics or Sweden, respectively.

Lannebo MicroCap, Lannebo MicroCap II, Lannebo NanoCap and Lannebo Småbolag Select are special funds as defined in the Swedish Act (2013:561) regarding managers of Alternative Investment Funds.