

# Performance Contribution Report

Lannebo Mixfond  
2021-03-31

# Lannebo Mixfond

## Portfolio

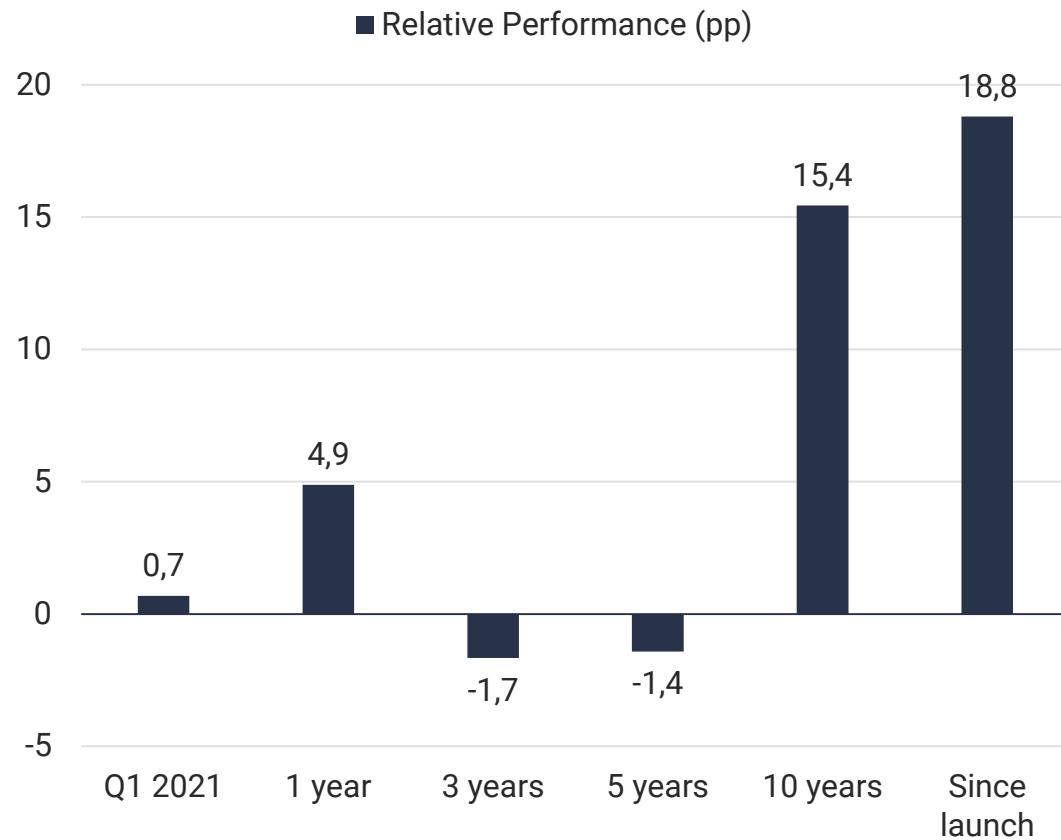
---

Portfolio	Lannebo Mixfond
Portfolio Manager	Charlotta Faxén & Peter Lagerlöf
Managed Fund Since	Jul 1, 2009 & Sep 1, 2014
Fund Launch Date	August 4, 2000
Benchmark	50 % SIX Portfolio Return Index (SIXPRX) 50 % Solactive SEK IG Credit Index
Annual Management Fee (%)	1,6
Asset Under Management (SEKm)	11 206
Equity Share (%)	75
Ten Largest Equity Holdings (%)	33,7
Tracking Error (%)	4,2
Information Ratio	-0,5
Alpha	-0,5
Beta	1,3



# Performance (%)

## Lannebo Mixfond



Performance	Lannebo Mixfond Acc. / AAR*		Benchmark Acc. / AAR*	
Q1 2021	7,6		6,9	
1 year	34,3		29,4	
3 years	32,4	9,8	34,1	10,3
5 years	51,0	8,6	52,4	8,8
10 years	117,8	8,1	102,3	7,3
Since launch 8/04/2000	249,6	6,2	230,8	6,0

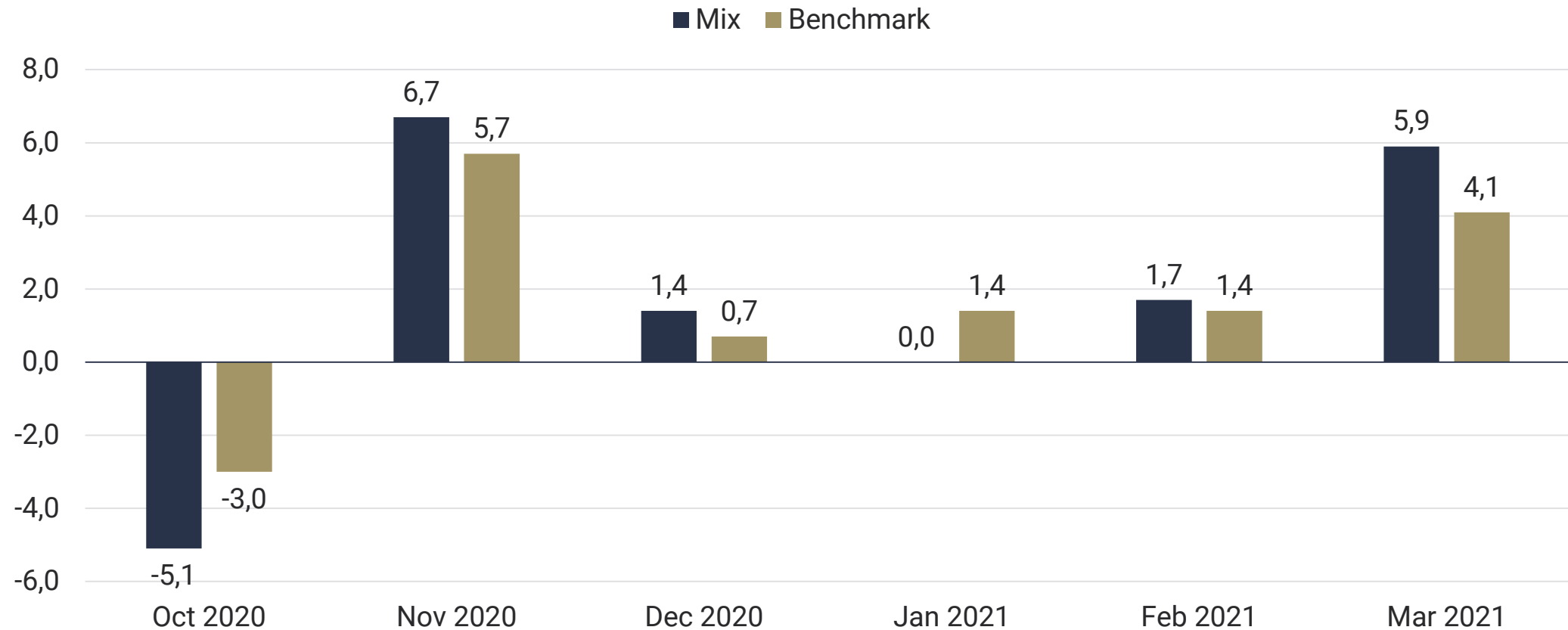
Performance	Lannebo Mixfond	Benchmark
2020	5,9	9,2
2019	21,9	17,2
2018	-5,5	-2,0
2017	6,6	5,4
2016	4,2	6,8

\*AAR = Average Annual Return Updated 03/31/2021

\*\* Benchmark was prior to 06/01/2020 composed of 50% SIXPRX and 50% NOMX Credit SEK TR Index  
Prior to 01/04/2016 the benchmark was composed of 50% SIXPRX and 50% OMRX T-BILL

# Monthly Performance (%)

Lannebo Mixfond



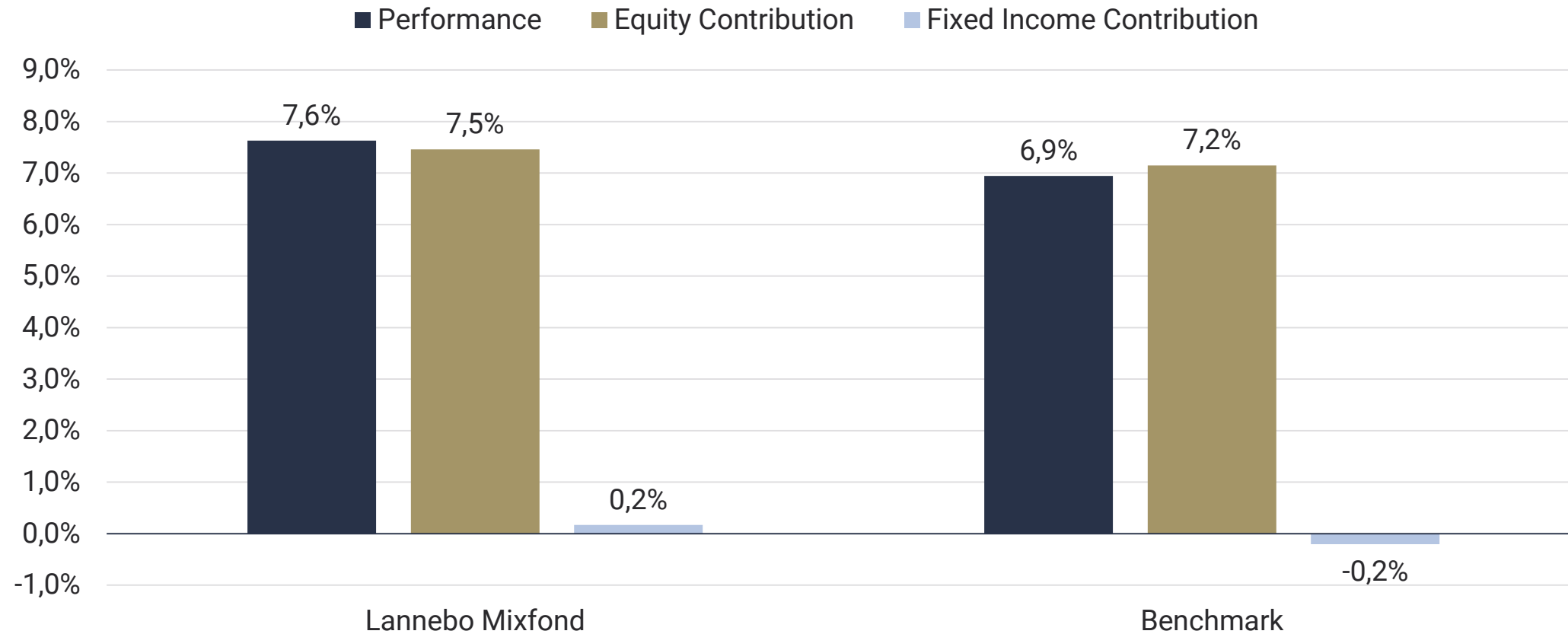
Updated 03/31/2021

# Contribution Q1(%)

Top Ten Contributors	Average Weight (pp)	Contribution
SSAB A	2,3	1,0
SBanken	2,4	0,7
Thule	3,2	0,7
Electrolux B	2,2	0,6
Trelleborg B	3,0	0,6
SKF B	3,1	0,6
Alfa Laval	3,0	0,5
Atlas Copco B	2,1	0,4
Investor B	2,8	0,4
Sampo	3,0	0,4
Bottom Ten Contributors	Average Weight (pp)	Contribution
Scatec	1,5	- 0,3
Fjordkraft Holding	1,9	- 0,2
Vestas Wind Systems A/S	1,3	- 0,2
Kojamo Oyj	1,3	- 0,1
NIBE Industrier B	1,7	0,0
Klövern FC210524	0,1	0,0
SSAB FC210524	0,1	0,0
Volvo Treasury FRN210212	0,4	0,0
Intrum FC210629	0,1	0,0
Resurs Bank FRN210316	0,1	0,0

# Performance and Contribution Q1

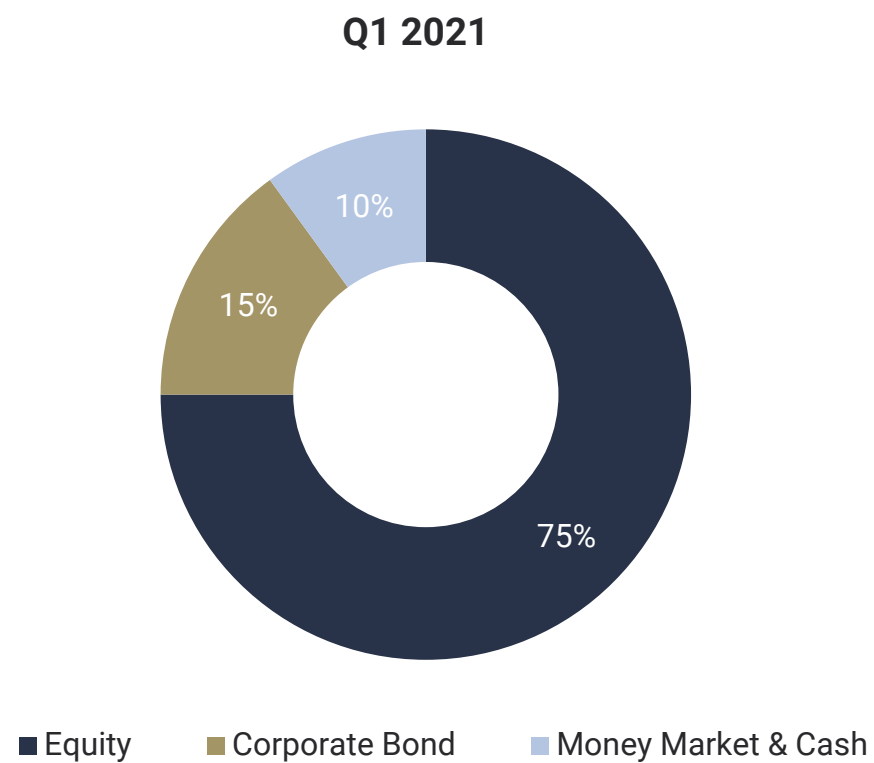
Lannebo Mixfond



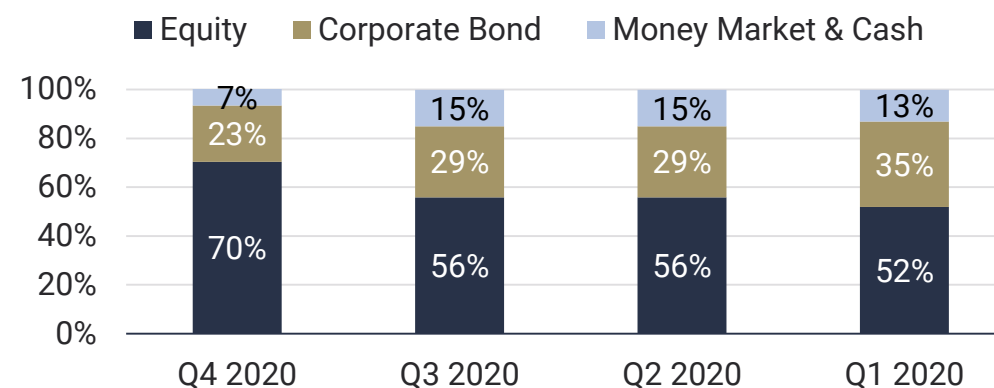
Updated 03/31/2021

# Asset Class Allocation

Lannebo Mixfond



Top Five Increases During Q1	Top Five Decreases During Q1
Skanska B	Vestas Wind Systems
Securitas B	Autoliv SDB
Intrum FC210629 (onot)	ASSA ABLOY B
Kojamo	Stora Enso R SEK
AstraZeneca	SSAB A



# Sustainability Activities

Q1 2021

Company	Weight of Portfolio (%)	Ownership of Capital (%)	Type of Dialogue	Attendees from Lannebo
Kinnevik	2,0	4,0	Investor meeting	CF
Fjordkraft	1,9	3,9	Social topics	CF, PL, UE
Bravida	3,7	7,2	Investor meeting	CF
Autoliv	1,0	0,6	Investor meeting	MW, RN
Electrolux	2,2	0,5	Sustainability strategy	MW, RN
Autoliv	1,0	0,6	Investor meeting	MW, RN
Scatec	1,5	0,6	Social topics	CF

CF = Charlotta Faxén, PL = Peter Lagerlöf, HE = Hjalmar Ek, JS = Johan Ståhl, RN = Robin Nestor, KH = Karin Haraldsson, MN = Maria Nordqvist, MG = Mats Gustafsson, KC = Katarina Carlsson, UE = Ulrik Ellesgaard, MW = Martin Wallin




# Sustainability Activities

2020

---

- Participated in **4 nomination committees**
- Held **9 dedicated ESG meetings** with companies
- Voted at **9 annual general meetings**
- Had **15 enhanced ESG discussions** in investor meetings with companies



# Carbon Footprint


(tCO<sub>2</sub>e / SEK Mio. revenue)

Weighted Average Carbon Intensity	Mixfond <sup>1</sup>	SIXPRX <sup>2</sup>
12/31/2020	10,6	8,0
06/30/2020	7,6	4,7
12/31/2019	8,5	4,7
06/30/2019	2,9	5,5
12/31/2018	5,5	6,1
06/30/2018	5,1	6,6

<sup>1</sup> Only for equity holdings in the portfolio.

<sup>2</sup> The fund's actual benchmark is a weighted index consisting of 50 percent SIX Portfolio Return Index and 50 percent Solactive SEK IG Credit Index.

Source: South Pole Group





# Risk Information

---

Past performance is no guarantee for future returns. The value of the money invested in the funds can increase or decrease and there is no guarantee that all of your invested capital can be redeemed.

This presentation is intended solely for marketing purposes and should not be considered as such financial advisory services as are referred to in The Swedish Act on Financial Advice for Consumers (SFS 2003:862), The Swedish Securities Funds Act (SFS 2004:46) or The Swedish Act regarding Managers of Alternative Investment Funds (SFS 2013:561). Also note that Lannebo Fonder does not produce investment recommendations and that any information on a managed fund's trading activities and holdings should not be perceived as such recommendations. The presentation is based on past performance which is no guarantee for future returns. No adjustment for inflation has been made when calculating a fund's performance.

Please read the Key Investor Information Document and prospectus before investing. Key Investor Information Documents and prospectuses are available on the website [www.lannebofonder.se](http://www.lannebofonder.se) and could also be obtained from our customer services +468-5622 5222.

The value of equity funds managed by Lannebo Fonder may experience high volatility due to their portfolio compositions or the portfolio management techniques used.

Lannebo Räntefond Kort, Lannebo Corporate Bond, Lannebo Sustainable Corporate Bond, Lannebo High Yield, Lannebo Mixfond and Lannebo Mixfond Offensiv are authorised by the Swedish Financial Supervisory Authority in accordance with Chapter 5, Section 8, of The Swedish Investment Funds Act (2004:46) and may invest more than 35 percent of their assets in transferable securities and money market instruments issued or guaranteed by the governments or local authorities of countries in the Nordics or Sweden, respectively.

Lannebo MicroCap, Lannebo NanoCap and Lannebo Småbolag Select are special funds as defined in the Swedish Act (2013:561) regarding managers of Alternative Investment Funds.