

Performance Contribution Report

Lannebo Mixfond Offensiv
2021-03-31

Lannebo Mixfond Offensiv

Updated 03/31/2021

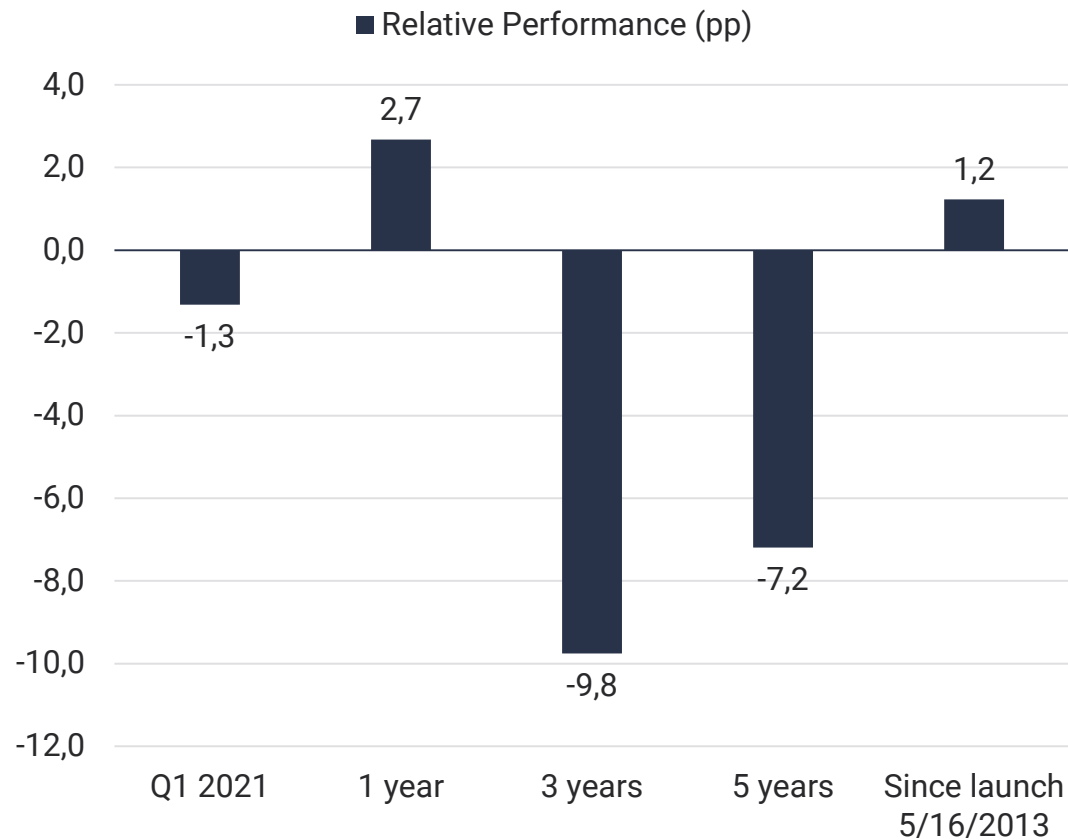
Portfolio	Lannebo Mixfond Offensiv
Portfolio Manager	Charlotta Faxén & Peter Lagerlöf
Managed Fund Since	May 16, 2013 & Sep 1, 2014
Fund Launch Date	May 16, 2013
Benchmark	75 % SIX Portfolio Return Index (SIXPRX) 25 % Solactive SEK IG Credit Index
Annual Management Fee (%)	1,6
Asset Under Management (SEKm)	1 742
Equity Share (%)	88
Ten Largest Holdings (%)	38,9
Tracking Error	4,2
Information Ratio	-0,9
Alpha	-0,5
Beta	1,2

As of June 1, 2018, Lannebo Sverige Flexibel is now Mixfond Offensiv. In connection with the name change, the fund was converted from a special fund to a mutual fund. More info can be found on our website.



Performance (%)

Lannebo Mixfond Offensiv



Performance	Lannebo Mixfond Offensiv Acc. / AAR*		Benchmark Acc. / AAR*	
Q1 2021	9,2		10,6	
1 year	46,9		44,3	
3 years	43,3	12,7	53,1	15,2
5 years	82,1	12,7	89,3	13,6
Since launch 5/16/2013	157,9	12,8	156,7	12,7

Performance	Lannebo Mixfond Offensiv	Benchmark
2020	9,0	12,3
2019	27,7	25,8
2018	-5,7	-2,5
2017	11,4	9,5
2016	7,6	9,6

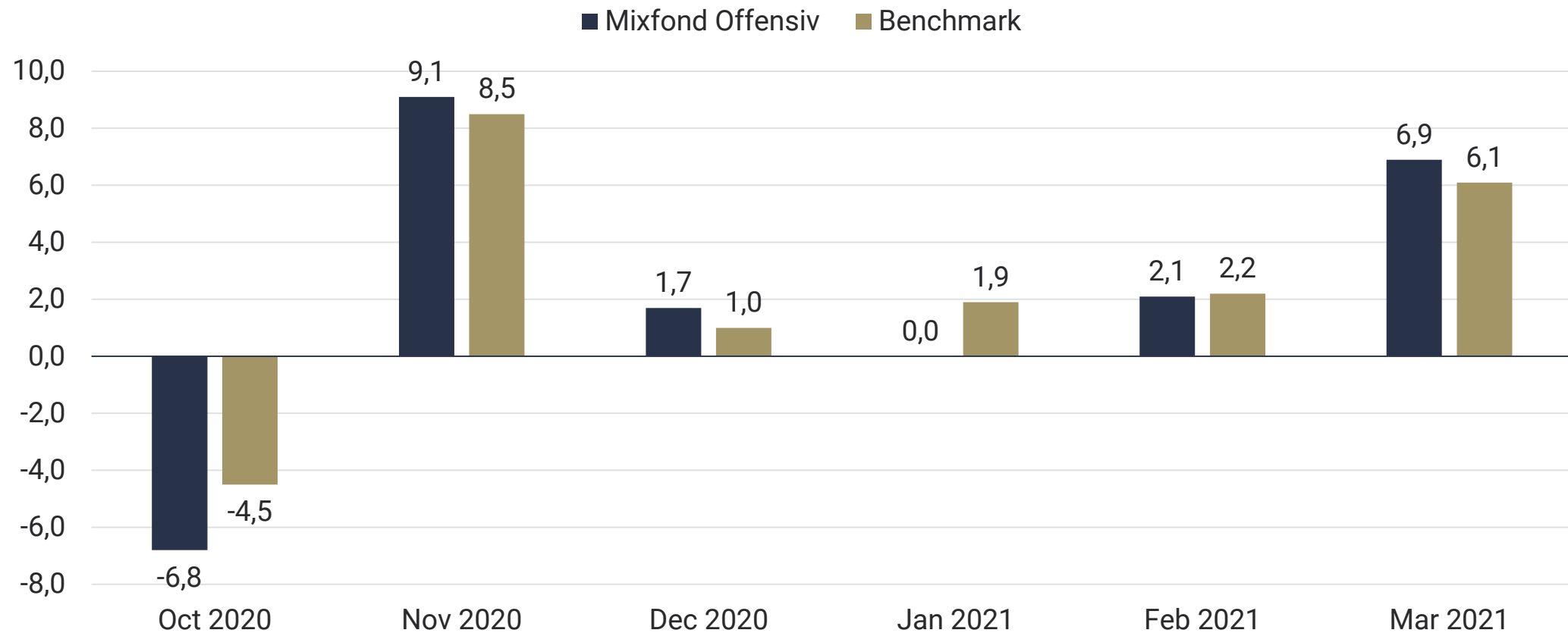
Prior to 06/01/2020 the benchmark was composed of 75% SIXPRX and 25% NOMX Credit SEK TR Index.
Prior to 06/01/2018 the fund's benchmark was SIXRX.

*AAR = Average Annual Return

Updated 03/31/2021

Monthly Performance (%)

Lannebo Mixfond Offensiv



Updated 03/31/2021

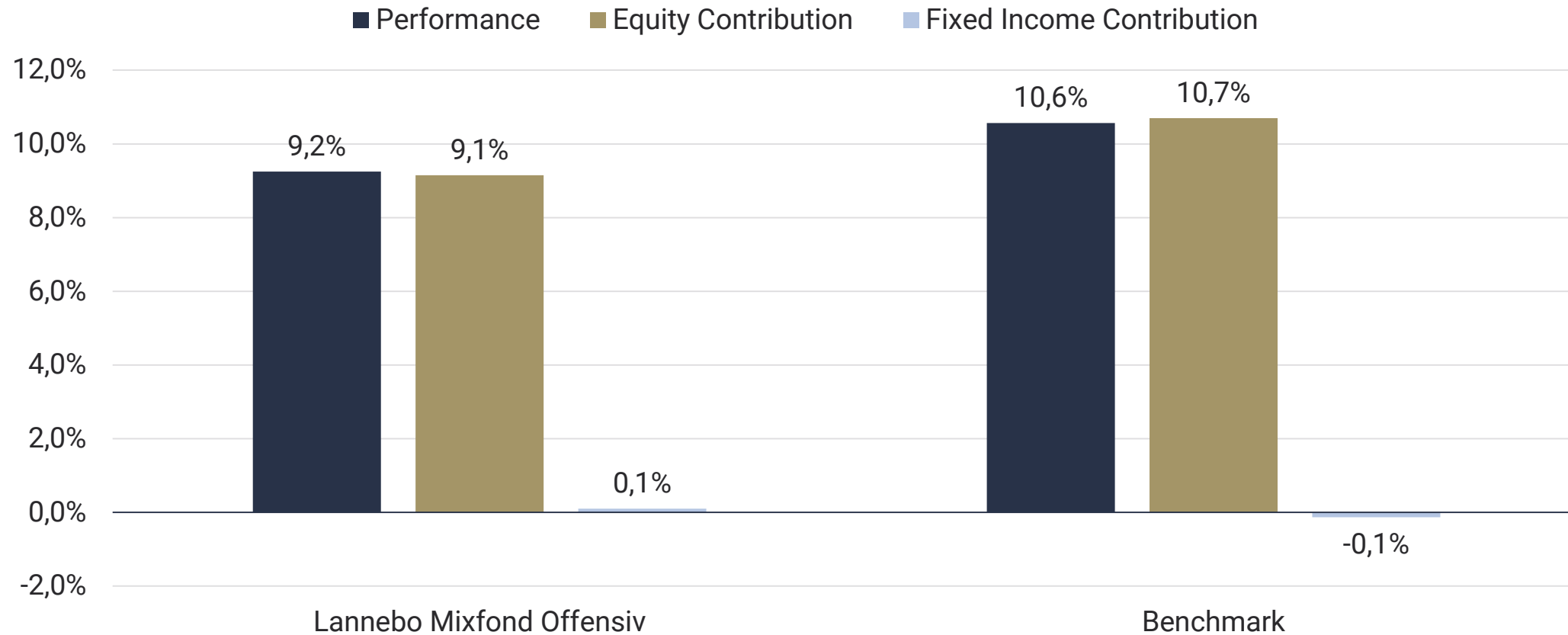
Contribution Q1 (%)

Top Ten Contributors	Average Weight (pp)	Contribution
SSAB A	2,9	1,3
SBanken	3,0	0,9
Thule	3,8	0,8
Trelleborg B	3,6	0,7
SKF B	3,7	0,7
Electrolux B	2,6	0,7
Alfa Laval	3,6	0,6
Investor B	3,4	0,5
Atlas Copco B	2,6	0,5
Sampo	3,6	0,5

Bottom Ten Contributors	Average Weight (pp)	Contribution
Scatec	1,8	- 0,4
Fjordkraft Holding	2,2	- 0,3
Vestas Wind Systems A/S	1,5	- 0,3
Kojamo Oyj	1,5	- 0,1
Volvo Treasury FRN210812	1,3	0,0
ICA FRN 230228	0,9	0,0
Rugvista Group	0,1	0,0
Ellevio FRN240228	1,6	0,0
Tryg Nye	0,1	0,0
NIBE Industrier B	2,1	0,0

Performance and Contribution Q1

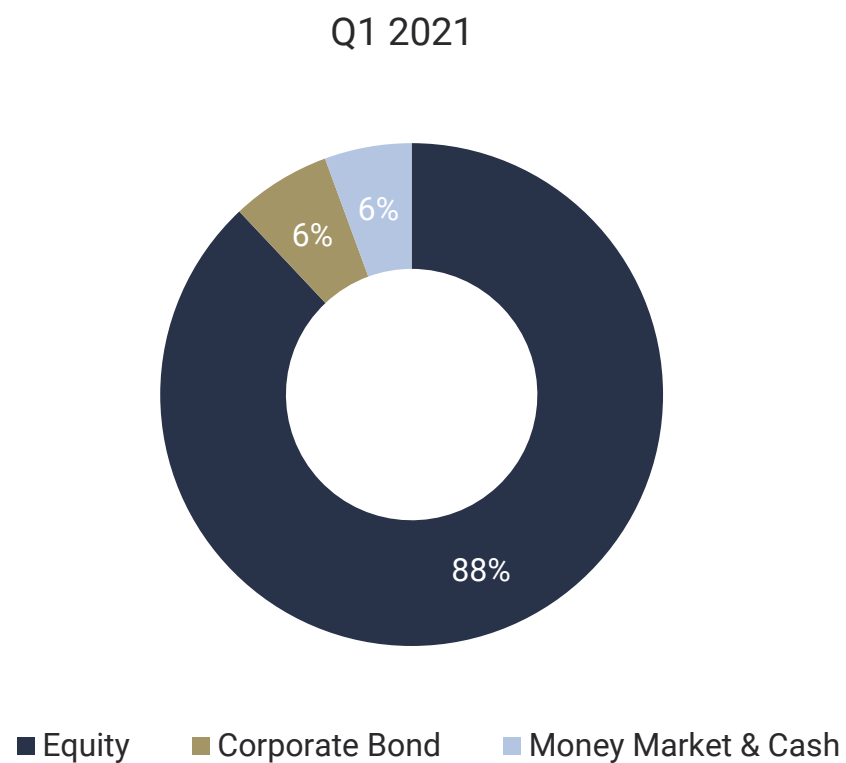
Lannebo Mixfond Offensiv



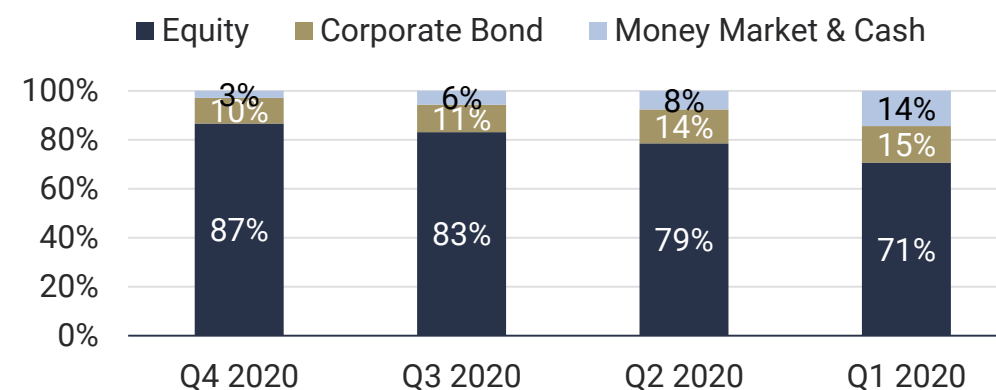
Updated 03/31/2021

Asset Class Allocation

Lannebo Mixfond Offensiv



Top Five Increases During Q1	Top Five Decreases During Q1
Skanska B	Vestas Wind Systems
Securitas B	Stora Enso R SEK
Kojamo	Autoliv SDB
Leröy Seafood Group	ASSA ABLOY B
Tryg Nye	ICA Gruppen FRN230228



Sustainability Activities

Q1 2021


Company	Weight of Portfolio (%)	Ownership of Capital (%)	Type of Dialogue	Attendees from Lannebo
Kinnevik	2,5	4,0	Investor meeting	CF
Fjordkraft	2,3	3,9	Social topics	CF, PL, UE
Bravida	4,3	7,2	Investor meeting	CF
Autoliv	1,3	0,6	Investor meeting	MW, RN
Electrolux	2,8	0,5	Sustainability strategy	MW, RN
Autoliv	1,3	0,6	Investor meeting	MW, RN
Scatec	2,0	0,6	Social topics	CF

CF = Charlotta Faxén, PL = Peter Lagerlöf, HE = Hjalmar Ek, JS = Johan Ståhl, RN = Robin Nestor, KH = Karin Haraldsson, MN = Maria Nordqvist, MG = Mats Gustafsson, KC = Katarina Carlsson, UE = Ulrik Ellesgaard, MW = Martin Wallin

Sustainability Activities

2020

- Participated in **4 nomination committees**
- Held **8 dedicated ESG meetings** with companies
- Voted at **9 annual general meetings**
- Had **14 enhanced ESG discussions** in investor meetings with companies



Carbon Footprint


(tCO₂e / SEK Mio. revenue)

Weighted Average Carbon Intensity	Mixfond Offensiv ¹	SIXPRX ²
12/31/2020	10,6	8,0
06/30/2020	7,6	4,7
12/31/2019	8,2	4,7
06/30/2019	2,9	5,5
12/31/2018	5,5	6,1

¹ Only for equity holdings in the portfolio.

² The fund's actual benchmark is a weighted index consisting of 75 percent SIX Portfolio Return Index and 25 Solactive SEK IG Credit Index.

Source: South Pole Group





Risk Information

Past performance is no guarantee for future returns. The value of the money invested in the funds can increase or decrease and there is no guarantee that all of your invested capital can be redeemed.

This presentation is intended solely for marketing purposes and should not be considered as such financial advisory services as are referred to in The Swedish Act on Financial Advice for Consumers (SFS 2003:862), The Swedish Securities Funds Act (SFS 2004:46) or The Swedish Act regarding Managers of Alternative Investment Funds (SFS 2013:561). Also note that Lannebo Fonder does not produce investment recommendations and that any information on a managed fund's trading activities and holdings should not be perceived as such recommendations. The presentation is based on past performance which is no guarantee for future returns. No adjustment for inflation has been made when calculating a fund's performance.

Please read the Key Investor Information Document and prospectus before investing. Key Investor Information Documents and prospectuses are available on the website www.lannebofonder.se and could also be obtained from our customer services +468-5622 5222.

The value of equity funds managed by Lannebo Fonder may experience high volatility due to their portfolio compositions or the portfolio management techniques used.

Lannebo Räntefond Kort, Lannebo Corporate Bond, Lannebo Sustainable Corporate Bond, Lannebo High Yield, Lannebo Mixfond and Lannebo Mixfond Offensiv are authorised by the Swedish Financial Supervisory Authority in accordance with Chapter 5, Section 8, of The Swedish Investment Funds Act (2004:46) and may invest more than 35 percent of their assets in transferable securities and money market instruments issued or guaranteed by the governments or local authorities of countries in the Nordics or Sweden, respectively.

Lannebo MicroCap, Lannebo NanoCap and Lannebo Småbolag Select are special funds as defined in the Swedish Act (2013:561) regarding managers of Alternative Investment Funds.